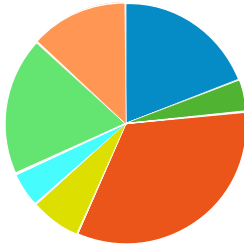


## Report

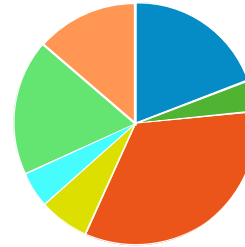
Consumer Expenditures Report (Pineville, Louisiana)

### Apparel (2017)



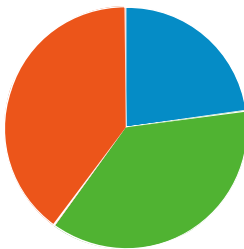
	\$ PER HOUSEHOLD	TOTAL \$000'S
<b>Total</b>	<b>\$1,595</b>	<b>\$9,179</b>
<b>Men's Apparel</b>	<b>\$304</b>	<b>\$1,753</b>
<b>Boys' Apparel</b>	<b>\$69</b>	<b>\$399</b>
<b>Women's Apparel</b>	<b>\$527</b>	<b>\$3,035</b>
<b>Girls' Apparel</b>	<b>\$109</b>	<b>\$632</b>
<b>Infants Apparel</b>	<b>\$76</b>	<b>\$439</b>
<b>Footwear</b>	<b>\$296</b>	<b>\$1,707</b>
<b>Apparel Services and Accessories</b>	<b>\$210</b>	<b>\$1,213</b>

### Apparel (2022)



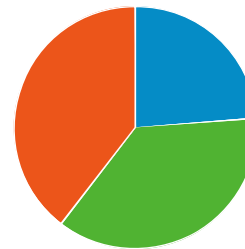
	\$ PER HOUSEHOLD	TOTAL \$000'S
<b>Total</b>	<b>\$1,832</b>	<b>\$11,075</b>
<b>Men's Apparel</b>	<b>\$351</b>	<b>\$2,124</b>
<b>Boys' Apparel</b>	<b>\$78</b>	<b>\$473</b>
<b>Women's Apparel</b>	<b>\$607</b>	<b>\$3,674</b>
<b>Girls' Apparel</b>	<b>\$124</b>	<b>\$755</b>
<b>Infants Apparel</b>	<b>\$86</b>	<b>\$525</b>
<b>Footwear</b>	<b>\$332</b>	<b>\$2,009</b>
<b>Apparel Services and Accessories</b>	<b>\$250</b>	<b>\$1,515</b>

### Entertainment (2017)



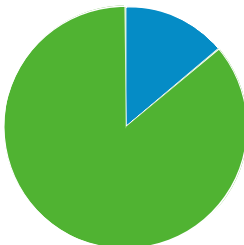
	\$ PER HOUSEHOLD	TOTAL \$000'S
<b>Total</b>	<b>\$2,550</b>	<b>\$14,676</b>
<b>Fees And Admissions</b>	<b>\$581</b>	<b>\$3,348</b>
<b>Video And Audio Equipment</b>	<b>\$949</b>	<b>\$5,467</b>
<b>Recreational Equipment And Supplies</b>	<b>\$1,018</b>	<b>\$5,860</b>

### Entertainment (2022)



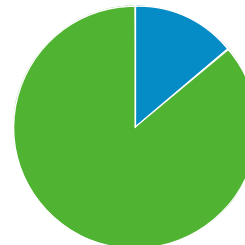
	\$ PER HOUSEHOLD	TOTAL \$000'S
<b>Total</b>	<b>\$2,942</b>	<b>\$17,789</b>
<b>Fees And Admissions</b>	<b>\$700</b>	<b>\$4,233</b>
<b>Video And Audio Equipment</b>	<b>\$1,079</b>	<b>\$6,524</b>
<b>Recreational Equipment And Supplies</b>	<b>\$1,163</b>	<b>\$7,032</b>

### Education (2017)



	\$ PER HOUSEHOLD	TOTAL \$000'S
--	------------------	---------------

### Education (2022)

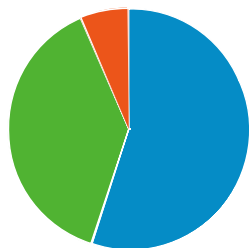


	\$ PER HOUSEHOLD	TOTAL \$000'S
--	------------------	---------------

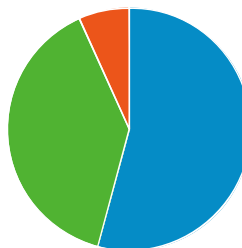
Total	\$1,566	\$9,016
Books And Supplies	\$217	\$1,255
Tuition	\$1,348	\$7,762

Total	\$1,881	\$11,374
Books And Supplies	\$261	\$1,583
Tuition	\$1,619	\$9,791

### Food and Beverages (2017)



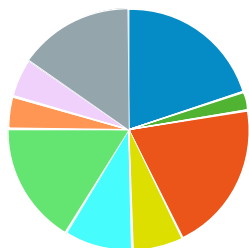
### Food and Beverages (2022)



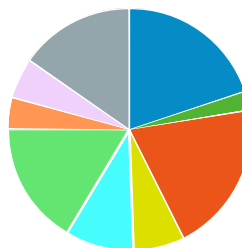
	\$ PER HOUSEHOLD	TOTAL \$000'S
Total	\$6,924	\$39,849
Food At Home	\$3,813	\$21,946
Food Away From Home	\$2,661	\$15,319
Alcoholic Beverages	\$448	\$2,583

	\$ PER HOUSEHOLD	TOTAL \$000'S
Total	\$7,832	\$47,348
Food At Home	\$4,240	\$25,632
Food Away From Home	\$3,064	\$18,526
Alcoholic Beverages	\$527	\$3,190

### Gifts (2017)



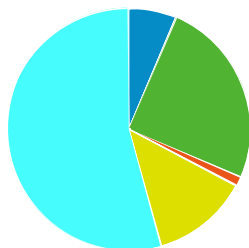
### Gifts (2022)



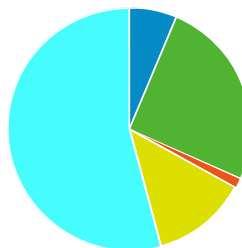
	\$ PER HOUSEHOLD	TOTAL \$000'S
Total	\$1,076	\$6,196
Gifts Of Apparel	\$214	\$1,235
Gifts Of Apparel Accessories	\$27	\$160
Gifts Of Education	\$217	\$1,253
Gifts Of Recreation	\$73	\$424
Gifts Of Food And Beverages	\$98	\$568
Gifts Of Household Furnishings And Equipment	\$176	\$1,014
Gifts Of Household	\$46	\$270
Gifts Of Transportation	\$55	\$322
Gifts Elsewhere Unspecified	\$165	\$950

	\$ PER HOUSEHOLD	TOTAL \$000'S
Total	\$1,281	\$7,745
Gifts Of Apparel	\$254	\$1,538
Gifts Of Apparel Accessories	\$33	\$200
Gifts Of Education	\$258	\$1,562
Gifts Of Recreation	\$87	\$530
Gifts Of Food And Beverages	\$117	\$708
Gifts Of Household Furnishings And Equipment	\$209	\$1,267
Gifts Of Household	\$55	\$335
Gifts Of Transportation	\$67	\$408
Gifts Elsewhere Unspecified	\$197	\$1,196

### Household Furnishings (2017)



### Household Furnishings (2022)



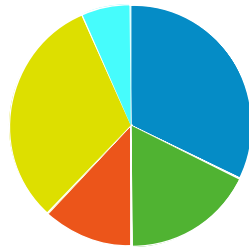
	\$ PER HOUSEHOLD	TOTAL \$000'S
Total	\$1,527	\$8,792
Household Textiles	\$97	\$564
Furniture	\$882	\$5,085
Household Appliances	\$548	\$3,123

	\$ PER HOUSEHOLD	TOTAL \$000'S
Total	\$1,783	\$10,780
Household Textiles	\$112	\$683
Furniture	\$1,155	\$6,732
Household Appliances	\$516	\$3,065

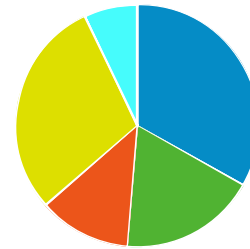
Floor Coverings	\$20	\$116
Major Appliances	\$199	\$1,148
Housewares And Small Appliances	\$826	\$4,759

Floor Coverings	\$24	\$148
Major Appliances	\$229	\$1,389
Housewares And Small Appliances	\$964	\$5,828

### Shelter (2017)



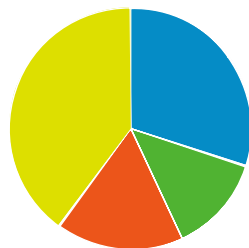
### Shelter (2022)



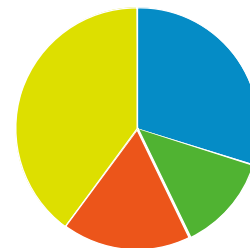
	\$ PER HOUSEHOLD	TOTAL \$000'S
<b>Total</b>	<b>\$9,509</b>	<b>\$54,727</b>
Mortgage Interest	\$3,061	\$17,616
Property Taxes	\$1,683	\$9,689
Miscellaneous Owned Dwelling Costs	\$1,154	\$6,647
Rental Costs	\$2,981	\$17,157
Other Lodging	\$628	\$3,618

	\$ PER HOUSEHOLD	TOTAL \$000'S
<b>Total</b>	<b>\$10,918</b>	<b>\$66,003</b>
Mortgage Interest	\$3,616	\$21,862
Property Taxes	\$1,981	\$11,981
Miscellaneous Owned Dwelling Costs	\$1,348	\$8,153
Rental Costs	\$3,198	\$19,336
Other Lodging	\$772	\$4,672

### Household Operations (2017)



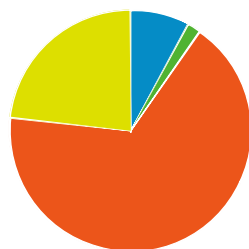
### Household Operations (2022)



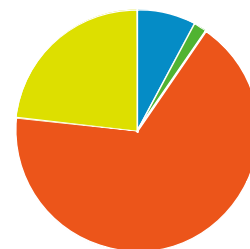
	\$ PER HOUSEHOLD	TOTAL \$000'S
<b>Total</b>	<b>\$1,237</b>	<b>\$7,125</b>
Babysitting And Elderly Care	\$372	\$2,143
Household Services	\$160	\$925
Alimony And Child Support	\$212	\$1,222
Household Supplies	\$492	\$2,834

	\$ PER HOUSEHOLD	TOTAL \$000'S
<b>Total</b>	<b>\$1,464</b>	<b>\$8,852</b>
Babysitting And Elderly Care	\$437	\$2,645
Household Services	\$190	\$1,155
Alimony And Child Support	\$252	\$1,526
Household Supplies	\$583	\$3,527

### Personal Care (2017)



### Personal Care (2022)



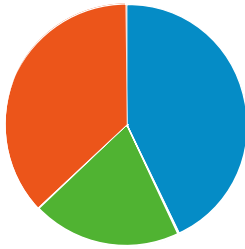
	\$ PER HOUSEHOLD	TOTAL \$000'S
<b>Total</b>	<b>\$602</b>	<b>\$3,468</b>
Hair Care	\$47	\$271
Electric Personal Care Appliances	\$11	\$68
Personal Care Services	\$403	\$2,320
Personal Care Products	\$140	\$810

	\$ PER HOUSEHOLD	TOTAL \$000'S
<b>Total</b>	<b>\$689</b>	<b>\$4,167</b>
Hair Care	\$53	\$325
Electric Personal Care Appliances	\$13	\$82
Personal Care Services	\$461	\$2,788
Personal Care Products	\$160	\$973



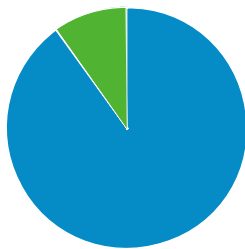
	\$ PER HOUSEHOLD	TOTAL \$000'S
<b>Total</b>	<b>\$3,633</b>	<b>\$20,913</b>
<b>Natural Gas</b>	<b>\$383</b>	<b>\$2,209</b>
<b>Electricity</b>	<b>\$1,392</b>	<b>\$8,012</b>
<b>Fuel Oil And Other Fuels</b>	<b>\$129</b>	<b>\$746</b>
<b>Telephone Service</b>	<b>\$1,238</b>	<b>\$7,130</b>
<b>Other Utilities</b>	<b>\$489</b>	<b>\$2,815</b>

**Reading (2017)**



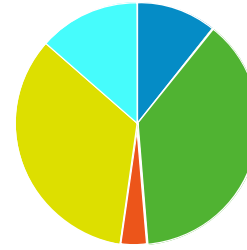
	\$ PER HOUSEHOLD	TOTAL \$000'S
<b>Total</b>	<b>\$102</b>	<b>\$589</b>
<b>Newspapers</b>	<b>\$43</b>	<b>\$253</b>
<b>Magazines</b>	<b>\$20</b>	<b>\$121</b>
<b>Books</b>	<b>\$37</b>	<b>\$216</b>

**Tobacco (2017)**



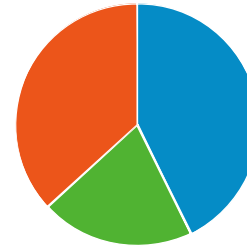
	\$ PER HOUSEHOLD	TOTAL \$000'S
<b>Total</b>	<b>\$315</b>	<b>\$1,814</b>
<b>Cigarettes</b>	<b>\$283</b>	<b>\$1,633</b>
<b>Other Tobacco Products</b>	<b>\$31</b>	<b>\$182</b>

**Transportation (2017)**



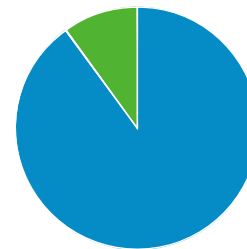
	\$ PER HOUSEHOLD	TOTAL \$000'S
<b>Total</b>	<b>\$4,067</b>	<b>\$24,587</b>
<b>Natural Gas</b>	<b>\$432</b>	<b>\$2,612</b>
<b>Electricity</b>	<b>\$1,548</b>	<b>\$9,360</b>
<b>Fuel Oil And Other Fuels</b>	<b>\$145</b>	<b>\$880</b>
<b>Telephone Service</b>	<b>\$1,390</b>	<b>\$8,408</b>
<b>Other Utilities</b>	<b>\$550</b>	<b>\$3,326</b>

**Reading (2022)**



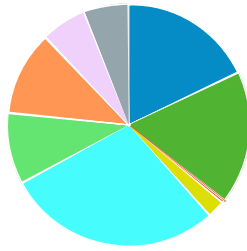
	\$ PER HOUSEHOLD	TOTAL \$000'S
<b>Total</b>	<b>\$118</b>	<b>\$715</b>
<b>Newspapers</b>	<b>\$50</b>	<b>\$307</b>
<b>Magazines</b>	<b>\$24</b>	<b>\$147</b>
<b>Books</b>	<b>\$43</b>	<b>\$261</b>

**Tobacco (2022)**

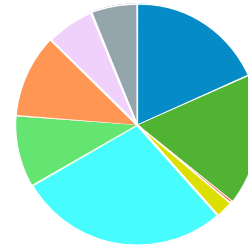


	\$ PER HOUSEHOLD	TOTAL \$000'S
<b>Total</b>	<b>\$340</b>	<b>\$2,060</b>
<b>Cigarettes</b>	<b>\$306</b>	<b>\$1,854</b>
<b>Other Tobacco Products</b>	<b>\$34</b>	<b>\$206</b>

**Transportation (2022)**

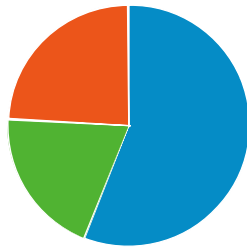


	\$ PER HOUSEHOLD	TOTAL \$000'S
<b>Total</b>	<b>\$8,810</b>	<b>\$50,706</b>
<b>New Vehicle Purchase</b>	<b>\$1,574</b>	<b>\$9,061</b>
<b>Used Vehicle Purchase</b>	<b>\$1,569</b>	<b>\$9,035</b>
<b>Motorcycles (New And Used)</b>	<b>\$36</b>	<b>\$208</b>
<b>Vehicle Finance Charges</b>	<b>\$202</b>	<b>\$1,165</b>
<b>Gasoline And Oil</b>	<b>\$2,522</b>	<b>\$14,517</b>
<b>Vehicle Repair And Maintenance</b>	<b>\$843</b>	<b>\$4,853</b>
<b>Vehicle Insurance</b>	<b>\$997</b>	<b>\$5,741</b>
<b>Public Transportation</b>	<b>\$535</b>	<b>\$3,083</b>
<b>Other Transportation Costs</b>	<b>\$528</b>	<b>\$3,044</b>



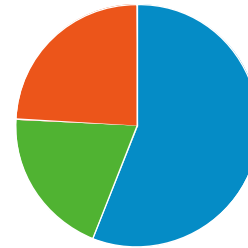
	\$ PER HOUSEHOLD	TOTAL \$000'S
<b>Total</b>	<b>\$10,034</b>	<b>\$60,656</b>
<b>New Vehicle Purchase</b>	<b>\$1,841</b>	<b>\$11,134</b>
<b>Used Vehicle Purchase</b>	<b>\$1,745</b>	<b>\$10,550</b>
<b>Motorcycles (New And Used)</b>	<b>\$42</b>	<b>\$254</b>
<b>Vehicle Finance Charges</b>	<b>\$229</b>	<b>\$1,385</b>
<b>Gasoline And Oil</b>	<b>\$2,828</b>	<b>\$17,098</b>
<b>Vehicle Repair And Maintenance</b>	<b>\$957</b>	<b>\$5,790</b>
<b>Vehicle Insurance</b>	<b>\$1,126</b>	<b>\$6,807</b>
<b>Public Transportation</b>	<b>\$641</b>	<b>\$3,879</b>
<b>Other Transportation Costs</b>	<b>\$622</b>	<b>\$3,760</b>

#### Health Care (2017)



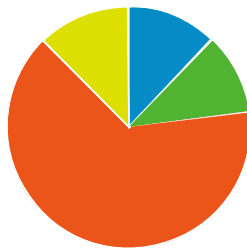
	\$ PER HOUSEHOLD	TOTAL \$000'S
<b>Total</b>	<b>\$3,883</b>	<b>\$22,350</b>
<b>Health Care Insurance</b>	<b>\$2,174</b>	<b>\$12,512</b>
<b>Health Care Services</b>	<b>\$772</b>	<b>\$4,447</b>
<b>Health Care Supplies And Equipment</b>	<b>\$936</b>	<b>\$5,391</b>

#### Health Care (2022)



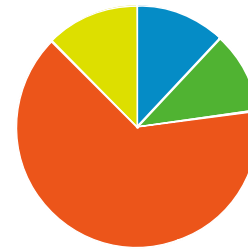
	\$ PER HOUSEHOLD	TOTAL \$000'S
<b>Total</b>	<b>\$4,352</b>	<b>\$26,312</b>
<b>Health Care Insurance</b>	<b>\$2,435</b>	<b>\$14,724</b>
<b>Health Care Services</b>	<b>\$864</b>	<b>\$5,227</b>
<b>Health Care Supplies And Equipment</b>	<b>\$1,052</b>	<b>\$6,360</b>

#### Miscellaneous Expenses (2017)



	\$ PER HOUSEHOLD	TOTAL \$000'S
<b>Total</b>	<b>\$698</b>	<b>\$4,020</b>
<b>Legal And Accounting</b>	<b>\$84</b>	<b>\$484</b>
<b>Funeral And Cemetery</b>	<b>\$76</b>	<b>\$441</b>
<b>Finance Charges Excluding Mortgage And Vehicle</b>	<b>\$450</b>	<b>\$2,594</b>
<b>Other Miscellaneous Expenses</b>	<b>\$87</b>	<b>\$501</b>

#### Miscellaneous Expenses (2022)



	\$ PER HOUSEHOLD	TOTAL \$000'S
<b>Total</b>	<b>\$796</b>	<b>\$4,814</b>
<b>Legal And Accounting</b>	<b>\$95</b>	<b>\$579</b>
<b>Funeral And Cemetery</b>	<b>\$87</b>	<b>\$530</b>
<b>Finance Charges Excluding Mortgage And Vehicle</b>	<b>\$513</b>	<b>\$3,105</b>
<b>Other Miscellaneous Expenses</b>	<b>\$99</b>	<b>\$600</b>

#### Personal Insurance (2017)

#### Personal Insurance (2022)

HOUSEHOLD
\$319

HOUSEHOLD
\$379

Contributions (2017)		
	\$ PER HOUSEHOLD	TOTAL \$000'S
		\$1,834

Contributions (2022)		
	\$ PER HOUSEHOLD	TOTAL \$000'S
		\$2,209

**Retail Potential (2017)**

	\$ PER HOUSEHOLD	TOTAL \$000'S
New Car Dealers	\$3,219	\$18,527
User Car Dealers	\$192	\$1,107
Recreational Vehicle Dealers	\$9	\$57
Motorcycle and Boat Dealers	\$137	\$793
Auto Parts and Accessories	\$501	\$2,885
Tire Dealers	\$228	\$1,316
Furniture Stores	\$296	\$1,708
Floor Covering Stores	\$109	\$629
Other Home Furnishing Stores	\$102	\$589
Appliances and Electronics Stores	\$701	\$4,036
Computer Stores	\$1,230	\$7,081
Camera and Photography Stores	\$82	\$477
Hardware Stores	\$166	\$958
Paint and Wallpaper Stores	\$15	\$87
Home Centers	\$368	\$2,122
Other Building Materials Stores	\$445	\$2,564
Outdoor Power Equipment Stores	\$13	\$80
Nursery and Garden Stores	\$110	\$638
Grocery Stores	\$5,262	\$30,284
Convenience Stores	\$222	\$1,279
Meat Markets	\$54	\$316
Fish and Seafood Markets	\$12	\$74
Fruit and Vegetable Markets	\$25	\$149
Other Specialty Food Markets	\$40	\$233
Liquor Stores	\$121	\$702
Pharmacy and Drug Stores	\$1,104	\$6,355
Costmetics and Beauty Stores	\$47	\$272
Optical Goods Stores	\$118	\$680
Other Health and Personal Care Stores	\$90	\$518
Gasoline Stations with Convenience Stores	\$832	\$4,788
Gasoline Stations without Convenience Stores	\$137	\$794
Men's Clothing Stores	\$45	\$263
Women's Clothing Stores	\$147	\$847
Childrens' and Infant's Clothing Stores	\$81	\$470
Family Clothing Stores	\$308	\$1,776
Clothing Accessory Stores	\$16	\$93
Other Apparel Stores	\$36	\$212
Shoe Stores	\$104	\$599
Jewelry Stores	\$191	\$1,101
Luggage Stores	\$180	\$1,036
Sporting Goods Stores	\$138	\$799
Hobby, Toy, and Game Stores	\$41	\$236
Sewing and Needlecraft Stores	\$15	\$88
Musical Instrument Stores	\$33	\$191
Book Stores	\$302	\$1,743
Record,Tape,and CD Stores	\$78	\$449
Department Stores	\$2,416	\$13,907
Warehouse Superstores	\$1,054	\$6,069
Other General Merchandise Stores	\$290	\$1,669
Florists	\$23	\$135

Office and Stationary Stores	\$213	\$1,231
Gift and Souvenir Stores	\$71	\$410
Used Merchandise Stores	\$46	\$270
Pet and Pet Supply Stores	\$97	\$563
Art Dealers	\$8	\$51
Mobile Home Dealers	\$0	\$2
Other Miscellaneous Retail Stores	\$95	\$549
Mail Order and Catalog Stores	\$1,721	\$9,907
Vending Machines	\$77	\$448
Fuel Dealers	\$324	\$1,866
Other Direct Selling Establishments	\$158	\$913
Hotels and Other Travel Accomodations	\$116	\$673
RV Parks	\$1	\$11
Rooming and Boarding Houses	\$0	\$5
Full Service Restaurants	\$787	\$4,533
Limited Service Restaurants	\$781	\$4,500
Special Food Services and Catering	\$131	\$756
Drinking Places	\$70	\$407

---

Source: Applied Geographic Solutions, 2017